

Week of June 1st
Daily 1st Grade Remote Learning Activities

Dear First Grade Families,

We again want to thank you for your assistance, understanding, and cooperation that you have shown to us during this unique time. In this document we are providing enough work for your child for the **week of June 1 - 5**. We hope you are maintaining a routine.

We would like to reiterate that **starred** ✨ items in IXL **need to be done** and it looks like this: [★ 8 skills suggested by your teacher](#)

Recommended skills are different, IXL generates these skills based upon your child's individual needs and can be done **after** starred skills have been completed and it looks like this:
[Recommendations](#)

















As we continue with our **remote learning model**, the schedule below is what is expected daily of students. **Each day @8:00 a.m. the schedule for just that day will post in Seesaw** 🎀. Students will be able to directly access all links to computer assignments/videos using the schedule posted. *Now is an optimal time to be using Seesaw as students will continue to use it in the fall, regardless of where learning will be taking place.*

All **Scheduled Seesaw Activities** 🎀, listed below, will upload at 8:30 a.m. to **Seesaw** 🎀 on the day specified. In Seesaw, students can easily show their teacher that they have completed their required work; **make sure they read the directions!!** Since students are sharing their work on **Seesaw** 🎀, please be sure they log in as a **STUDENT**. You will **continue to have access to all links through the schedule below; pictures have links too!**

Also, part of the children's work is participating in the specialists' activities, title 1 assignments (if applicable to your child), playing outdoors, and practicing daily living skills, as well as using the online resources. **Lots of breaks and physical activities are encouraged.**

Keep up the good work!

Sincerely,
Ms. Fitzgerald, Mrs. Reese, Mrs. Tanzella, and Ms. Gillis

	Monday - 6/1	Tuesday - 6/2	Wednesday - 6/3	Thursday - 6/4	Friday - 6/5
IXL 15-30 Minutes	★ IXL Math C-A.10 ELA C-E.4	★ IXL Math C-V.4	★ IXL Math C-A.13 ELA C-F.9	★ IXL ELA C-S.1	★ IXL Math C-V.8 ELA C-W.1
Reading 15-30 Minutes Read to Self Daily 20 minutes online or offline	* Lexia 15 minutes * Raz-Kids -1 Story Read Aloud • Chapter 11 • Cardinal Directions Song	* Lexia 15 minutes * Raz-Kids -1 Story Scheduled (6/2/20) Seesaw Activity:  Sight Words: Write and Type	* Lexia 15 minutes * Raz-Kids -1 Story Read Aloud • Chapter 12 Scheduled (6/3/20) Seesaw Activity:  Make a Compass Rose	* Lexia 15 minutes * Raz-Kids -1 Story Scheduled (6/4/20) Seesaw Activity:  Mystery Emoji! Glued Sounds: ing, ang, ong	* Lexia 15 minutes * Raz-Kids -1 Story Read Aloud • Chapter 13 • Boston Swan Boats & Public Garden
Foundations & Phonemic Awareness	Phonemic Awareness • Video 12	Foundations Echo Drill • Sounds	Phonemic Awareness • Video 13	Foundations Echo Drill • Sounds	Phonemic Awareness • Video 14
Math 15-30 Minutes Listen to: Place Value Song Youtube Link	 Reflex (3 times) or Flash Cards • Addition Subtraction Scheduled (6/1/20) Seesaw Activity:  Count to 120!	Scheduled (6/2/20) Seesaw Activity:  Find the Missing Numbers -120 Chart Math Lesson Video 6.9	 Reflex (3 times) or Flash Cards • Addition Subtraction Scheduled (6/3/20) Seesaw Activity:  Practice Page 6.9	Scheduled (6/4/20) Seesaw Activity:  Number Writing from 90 -120 Math Lesson Video 6.10	 Reflex (3 times) or Flash Cards • Addition Subtraction Scheduled (6/5/20) Seesaw Activity:  Practice Page 6.10
Science/Social Studies Health/Self Help Skills	• Liberty Bell Read Aloud Scheduled (6/1/20) Seesaw Activity:  The Liberty Bell • 2 chores • Play	• How Seeds Travel Video Scheduled (6/2/20) Seesaw Activity:  How Seeds Travel • 2 chores • Play	Scheduled (6/3/20) Seesaw Activity:  U.S. Symbols: Statue of Liberty • Make snack • 2 chores • Play	Scheduled (6/4/20) Seesaw Activity:  How does a seed grow into a plant video and activity. • Make snack • 2 chores • Play	Scheduled (6/5/20) Seesaw Activity:  Statue of Liberty Draw and Label • 2 chores • Play

Specialists Weekly Activity Links

- Ms. Fitzgerald: Mon=Art, Tues=Gym, Wed=Library, Thurs=Music, Fri=Tech
- Mrs. Reese: Mon=Gym, Tues=Library, Wed=Music, Thurs=Tech, Fri=Art
- Mrs. Tanzella: Mon=Library, Tues=Music, Wed=Tech, Thurs=Art, Fri=Gym

Important Links:

- [Seesaw Help Page](#)
- [Seesaw login directions](#)

Click these images:  

Week 11 is in the books!
Keep up all your hard work 1st graders & families!
We miss you!

